

UNIFLEX – Types 0345, 0455, 0555 and 0665

Design 060 – cable carriers covered on both sides

Outside and inside: Covered

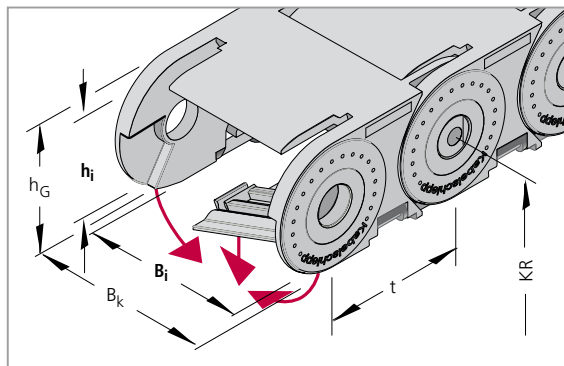
Inside: Hinged, openable (on the right/left) and detachable covers

Inside heights

19,5
42

Inside widths

15
175



kabelschlepp.de

Fon:
+49 2762 4003-0

Use our free
project planning service.

Dimensions and intrinsic chain weight

Type	h_i	h_G	Inside widths B_i						B_k
			Intrinsic chain weight						
0345	19.5	28	15	20	25	38	50	65	$B_i + 13$
			0.48	0.52	0.56	0.65	0.74	0.85	
0455	25	36	25	38	58	78	103	130	$B_i + 18$
			0.92	1.01	1.16	1.31	1.51	1.72	
0555	36	50	50	75	100	125	150	–	$B_i + 22$
			1.72	1.95	2.17	2.39	2.61	–	
0665	42	60	50	75	100	125	150	175	$B_i + 27$
			2.36	2.69	3.00	3.32	3.64	3.95	

Dimensions in mm/Weights in kg/m

Bend radius and pitch

Type	Bend radii KR mm					
0345	75	100	125	150	–	–
0455	95	125	150	180	200	225
0555	100	125	160	200	230	–
0665	120	140	200	250	300	–

Pitch t:

Type 0345: 34.5 mm

Type 0455: 45.5 mm

Type 0555: 55.5 mm

Type 0665: 66.5 mm

Example of ordering

Cable carrier					Divider system		Connection
0555	060	125	160	1665	TS 0	3	FU/MU
Type	Design	Inside width B_i in mm	Bend radius KR in mm	Chain length Lk in mm (with- out connection)	Divider system	Number of dividers n_T	Connection Fixed point/ Driver

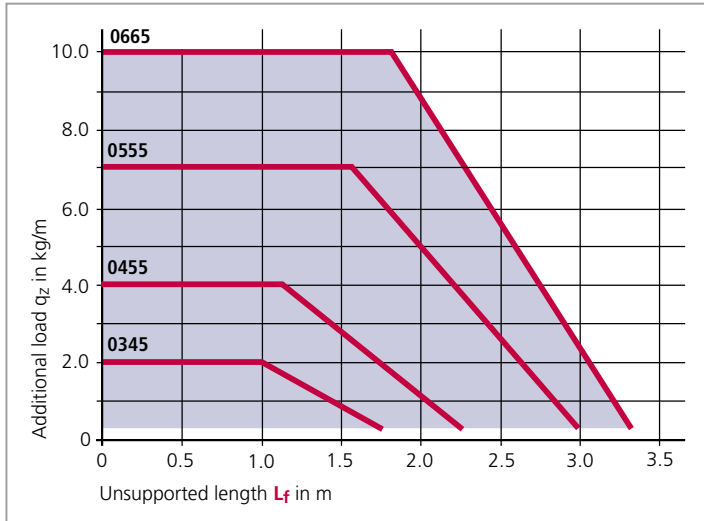
Ordering divider systems:

Please state the designation of the divider system (TS 0, TS 1 ...) and the number of dividers. Possibly attach a sketch with the dimensions.

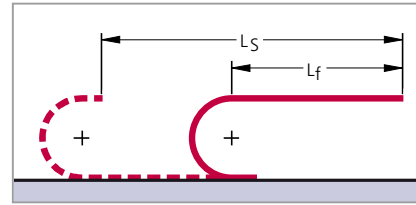
UNIFLEX – Types 0345, 0455, 0555 and 0665

Load diagram

for unsupported length L_f depending on the additional load



Unsupported length L_f



In the case of longer travel lengths, sag of the cable carriers is technically permissible depending on the application.

In a gliding arrangement, even longer travel lengths are possible (see page 375).

We are at your service to advise on these applications.

Inside heights

19,5
42

Inside widths

15
175

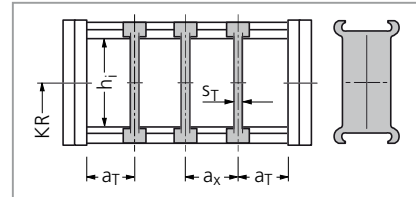
kabelschlepp.de

Divider system TS 0

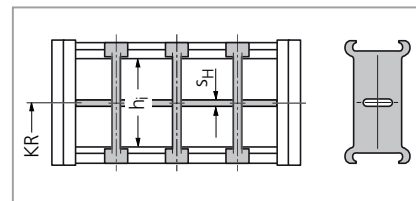
Type	h_i mm	S_T mm	a_x mm	B_i mm	a_T min mm
0455	25	3	20	25	12.5
0455	25	3	20	38, 58, 78	19
0455	25	3	20	103	21.5
0455	25	3	20	130	25
0555	36	3	25	50 ... 150	25
0665	42	5	25	50 ... 175	25

The dividers are fixed at an interval of a_x .

For type 0665, the divider system TS 1 with a central height subdivision ($S_H = 4$ mm) is also available.



In the standard version, the divider systems are mounted on every second chain link.



Fon:

+49 2762 4003-0

OnlineEngineer.de
TSUBAKI KABELSCHLEPP
Cable Carrier Configurator